









**उपयोगकर्ता हेतु मार्गदर्शन
उत्तर प्रदेश लोक सेवा आयोग
(यूपीपीएससी), प्रयागराज
एकबारगी पंजीकरण प्रक्रिया (ओटीआर)**

Step 1: Website URL: <https://otr.pariksha.nic.in>

Government Of India | Uttar Pradesh



Home | About | Registration (OTR) | Process Flow/Help File | Contact Us

One Time Registration (OTR) for Applicants

Important Documents Anyti

1. एकबारगी प्रक्रिया के अंतर्गत अभ्यर्थी अब अपने व्यक्तिगत विवरण (मोबाइल & ईमेल को छोड़कर) में संशोधन, OTR नंबर जारी होने के उपरान्त कर सकता है। (In C

1 Registration

2 Login

3 Verify Detail

4 File Details

Registration

- Valid Email Id ✓
- Valid Mobile No. ✓
- Aadhar No.(Last 6 digit) ✓
- Personal Details ✓

1 Validation

2 OTR Generated

Validation

- Applicant's Details ✓
- Applicant's Photo & Signature ✓

e-Pariksha One Time Registration Services (ePOTRS) : OTR facilitate to applicants to file online application form in many recruitments/ advertisements without entering the details. Applicants can update their details under various categories on OTR portal. Applicant's details can be access at any time in anywhere through authentication.

Need to open OTR?
[Register Now](#)

Already have OTR?
[Login](#)

2 Registrations

2 Validated

2 OTR Generated

One Time Registration(OTR) Benefits

- Applicant need to file personal details only once. आवेदक को अपना व्यक्तिगत विवरण केवल एक बार दर्ज करने की आवश्यकता होगी।
- Applicant need to upload Photo and Signature only once. आवेदक को अपना फोटो एवं हस्ताक्षर केवल एक बार अपलोड करने की आवश्यकता है।
- Personal details along with Photo and Signature are accessible and updatable on 24x7 basis. व्यक्तिगत विवरण एवं फोटो एवं हस्ताक्षर, संशोधन एवं अद्यतन सिये 24x7 उपलब्ध होंगे।
- OTR Information is digitally available anytime anywhere. ओटीओआर0 में दर्ज समस्त सूचनाएं डिजिटल रूप में कभी भी कहीं से उपलब्ध होंगी।
- OTR Information get automatically populated while applying under any Govt.Job Notification. सरकारी नौकरी की भिन्न-2 अधिसूचनाओं के सापेक्ष आवेदन प्रक्रिया में ओटीआर में दर्ज सूचनाएं स्व प्रदर्शित होंगी।

Home

Hyper Linking Policy

Accessibility Statement

Site Map

Terms & Conditions

Copyright Policy

Disclaimer

Feedback

Privacy Policy

Screen Accessibility

Help

Contact Us



This site is designed, developed, hosted and maintained by National Informatics Centre. © 2022 - IT solution powered by NIC.

ओटीआर रजिस्ट्रेशन के लिए क्लिक करें

Step 2: Procedure to enter personal details by the applicant

1

Registration

2

Login

3

Verify Details

4

Dashboard

1

Registration

Any applicant can submit his/her details through e-form or through the application form already submitted against any Post, conducted by UPPSC, Prayagraj.

- OTR Through e-form**
 - Applicant Email & Mobile Number
 - Applicant Name
 - Applicant Gender & Category
 - Applicant Father's Name & Mother Name
 - Applicant Date Of Birth
 - Applicant Domicile Of State
- OTR Through Application form under any Recruitment Agency**
 - Select Recruitment Agency
 - Registration Number of Application Form

2

Login

3

Verify Detail

4

Dashboard

नोट:

1. एकबारगी प्रक्रिया के अंतर्गत अभ्यर्थी अब अपने व्यक्तिगत विवरण (मोबाइल & ईमेल को छोड़कर) में संशोधन OTR नंबर जारी होने के उपरांत कर सकता है।
In one time registration process, candidates can now modify their personal detail (excluding mobile number & email id) after the generation of OTR number.

2. अभ्यर्थी यदि अपने गृह राज्य को परिवर्तित करता है तो उसे गृह जनपद जो उस राज्य के अंतर्गत आता है का चयन अनिवार्य है।
If the candidate changes his/her home state, then it is mandatory to select the home district which belongs to that state.

Sign Up

Login

Through e-form

Through Registration Number

Applicant's Communication/Contact Information

Email Id : *
peXXXXX XXXXX4@gmail.com

Mobile Number : *
XXXXXX938

Applicant's Personal Identification Details

Applicant's Aadhar No.(Last 6 digit) : *
555555

Applicant's Personal Details

First Name : *
RAMESH

Middle Name :
Enter Middle Name

Last Name :
SINGH

Select Gender : *
Male

Date Of Birth : *
03/03/1984

State Of Domicile : *
UTTAR PRADESH

Select Category : *
GENERAL

Applicant's Father's Name

First Name : *
KAMLESH

Middle Name :
Enter Middle Name

Last Name :
SINGH

Applicant's Mother's Name

First Name : *
REETA

Middle Name :
Enter Middle Name

Last Name :
SINGH

Enter Verification Code *

83EUX

83EUX

Register

Clear

Close

अपना व्यक्तिगत विवरण भरें
एवं रजिस्टर बटन पर क्लिक करें

Step 3: Confirmation Message of OTR Registration

Government Of India | Uttar Pradesh |

OTR (One Time Registration)

Applicant Date Of Birth

Applicant Domicile Of State

OTR Through Application form under any Recruitment Agency

Select Recruitment Agency

Registration Number of Application Form

2

Login

3

Verify Detail

4

Dashboard

नोट:

1. एकबारगी प्रक्रिया के अंतर्गत अभ्यर्थी अब अपने व्यक्तिगत विवरण (मोबाइल & ईमेल को छोड़कर) में संशोधन OTR नंबर जारी होने के उपरांत कर सकता है।
In one time registration process, candidates can now modify their personal detail (excluding mobile number & email id) after the generation of OTR number.

2. अभ्यर्थी यदि अपने गृह राज्य को परिवर्तित करता है तो उसे गृह जनपद जो उस राज्य के अंतर्गत आता है का चयन अनिवार्य है।
If the candidate changes his/her home state, then it is mandatory to select the home district which belongs to that state.

Confirmation of OTR(One Time Registration)

Your detail are submitted successfully under OTR Process

Click here to login

Close

OTR (One Time Registration)

Select Gender : *
Please Select...

Date Of Birth : *
dd/MM/yyyy

State Of Domicile : *
Please Select...

Select Category : *
Please Select...

Middle Name :
Enter Middle Name

Last Name :
Enter Last Name

Middle Name :
Enter Middle Name

Last Name :
Enter Last Name

Enter Verification Code *

Enter Verification Code

83EUX

Your detail are submitted successfully under OTR Process

Register

Clear

Close

Your detail are submitted successfully under OTR Process

ओ.टी.आर. रजिस्ट्रेशन
कन्फर्मेशन का मेसेज आएगा

Step 4: Applicant first time login process based on OTP

File your details under OTR (One Time Registration)

<< Go back to home

1 Registration

2 Login

3 Verify Details

4 Dashboard

1 Registration

Any applicant can submit his/her details through e-form or through the application form already submitted against any Post, conducted by UPPSC, Prayagraj.

OTR Through e-form

Applicant Email & Mobile Number

Applicant Name

Applicant Gender & Category

Applicant Father's Name & Mother Name

Applicant Date Of Birth

Applicant Domicile Of State

OTR Through Application form under any Recruitment Agency

Select Recruitment Agency

Registration Number of Application Form

2 Login

3 Verify Detail

4 Dashboard

नोट:

1. एकबारगी प्रक्रिया के अंतर्गत अभ्यर्थी अब अपने व्यक्तिगत विवरण (मोबाइल & ईमेल को छोड़कर) में संशोधन OTR नंबर जारी होने के उपरांत कर सकता है।
In one time registration process, candidates can now modify their personal detail (excluding mobile number & email id) after the generation of OTR number.

2. अभ्यर्थी यदि अपने गृह राज्य को परिवर्तित करता है तो उसे गृह जनपद जो उस राज्य के अंतर्गत आता है का चयन अनिवार्य है।
If the candidate changes his/her home state, then it is mandatory to select the home district which belongs to that state.

Sign UP

Login

Authentication Mode

Through OTP

Through Password

Choose User/Login ID As

Mobile Number

Email ID

OTR Number

Login Id *

8:XXXXXX8

Password : *

.....

Enter Verification Code *

NVALS

Login

Forgot Password

नोट:

1. एकबारगी प्रक्रिया के अंतर्गत अभ्यर्थी अब अपने व्यक्तिगत विवरण (मोबाइल & ईमेल को छोड़कर) में संशोधन OTR नंबर जारी होने के उपरांत कर सकता है।
In one time registration Process, candidates can now modify their personal detail (excluding mobile number & email id) after the generation of OTR number.

2. अभ्यर्थी यदि अपने गृह राज्य को परिवर्तित करता है तो उसे गृह जनपद जो उस राज्य के अंतर्गत आता है का चयन अनिवार्य है।
If the candidate changes his/her home state, then it is mandatory to select the home district which belongs to that state.

ओ टी पी के आधार पर लॉग इन करें

Step 5: Execution of Password by Applicant

✓ Password Created Successfully.

You have successfully logged out from Web Portal.

For security reasons, exit from your browser.

➡

[Click here to login first time](#)

पासवर्ड सफलतापूर्वक बनाया गया

Step 6: Login process through mobile number/email id and OTR number

File your details under OTR (One Time Registration)

<< Go back to home

1 Registration

2 Login

3 Verify Details

4 Dashboard

1 Registration

Any applicant can submit his/her details through e-form or through the application form already submitted against any Post, conducted by UPPSC, Prayagraj.

OTR Through e-form

Applicant Email & Mobile Number

Applicant Name

Applicant Gender & Category

Applicant Father's Name & Mother Name

Applicant Date Of Birth

Applicant Domicile Of State

OTR Through Application form under any Recruitment Agency

Select Recruitment Agency

Registration Number of Application Form

2 Login

3 Verify Detail

4 Dashboard

नोट:

1. एकबारगी प्रक्रिया के अंतर्गत अभ्यर्थी अब अपने व्यक्तिगत विवरण (मोबाइल & ईमेल को छोड़कर) में संशोधन OTR नंबर जारी होने के उपरांत कर सकता है।
In one time registration process, candidates can now modify their personal detail (excluding mobile number & email id) after the generation of OTR number.

2. अभ्यर्थी यदि अपने गृह राज्य को परिवर्तित करता है तो उसे गृह जनपद जो उस राज्य के अंतर्गत आता है का चयन अनिवार्य है।
If the candidate changes his/her home state, then it is mandatory to select the home district which belongs to that state.

Sign UP

Login

Authentication Mode

Through OTP

Through Password

Choose User/Login ID As

Mobile Number

Email ID

OTR Number

Login Id *

8:XXXXXX18

Password : *

.....

Enter Verification Code *

NVALS

NVALS

Login

Forgot Password

नोट:

1. एकबारगी प्रक्रिया के अंतर्गत अभ्यर्थी अब अपने व्यक्तिगत विवरण (मोबाइल & ईमेल को छोड़कर) में संशोधन OTR नंबर जारी होने के उपरांत कर सकता है।
In one time registration Process, candidates can now modify their personal detail (excluding mobile number & email id) after the generation of OTR number.

2. अभ्यर्थी यदि अपने गृह राज्य को परिवर्तित करता है तो उसे गृह जनपद जो उस राज्य के अंतर्गत आता है का चयन अनिवार्य है।
If the candidate changes his/her home state, then it is mandatory to select the home district which belongs to that state.

पासवर्ड के साथ लॉग इन

Step 7: Verification process of mobile number and email id through OTP

OTR Service

Current Login Date & Time : 25/08/2022 5:41:15 PM

GAHEWAT

Dashboard

Documents

Candidate Details

Account Details

Alert : Mobile Number/ Email Id Verification

Applicant's Name: RAMESH

Registered Email ID (pa*****@gmail.com)

Verification Status

✓

Registered Mobile No. (*****5938)

Verification Status

✓

Verification of mobile number against your login: (*****5938) has been done

Note: - OTR process will not be completed till your mobile number/email id verification is pending.

Click here to file details

Verification of mobile number against your login: (*****5938) has been done

Copyright ©2022 - IT Solution powered by National Informatics Center, Uttar Pradesh State Unit.

ईमेल आईडी एवं मोबाइल का
सफलतापूर्वक वेरिफिकेशन

+ [Dashboard](#)+ [Candidate Details](#)+ [Account Details](#)

Personal Details

[Applicant's Dashboard](#) / Personal Details [Click To View OTR Number Status](#)**Personal
Details *****Other Persona
Details *****Communicatio
Details *****Qualification
Details *****Photo and
Signature *****Experience
Details
(Optional)****Preview and
Submit**

→ नोट:

1. एकबारगी प्रक्रिया के अंतर्गत अभ्यर्थी अब अपने व्यक्तिगत विवरण (मोबाइल & ईमेल को छोड़कर) में संशोधन O.T.R. नंबर जारी होने के उपरांत कर सकता है।
In one time registration Process, candidates can now modify their personal detail (excluding mobile number & email id) after the generation of OTR Number.

2. अभ्यर्थी यदि अपने गृह राज्य को परिवर्तित करता है तो उसे गृह जनपद जो उस राज्य के अंतर्गत आता है का चयन करना अनिवार्य है
If the candidate changes his/her home state, then it is mandatory to select the home district which belongs to that state.

Personal Details (व्यक्तिगत विवरण)

Applicant's Personal Details

Email Id : *

Mobile No : *

Aadhar Number (Last 06 digit) :

First Name : *

Middle Name :

Last Name :

Select Gender : *

Date of Birth : *

State of Domicile : *

Select Category : *

Applicant's Father's Name

Father's First Name : *

Father's Middle Name :

Father's Last Name :

Applicant's Mother's Name

Mother's First Name : *

Mother's Middle Name :

Mother's Last Last Name :

Basic Qualification Details



Sr.No.	Basic Qualifications	Select (Tick)	Board Name	Year of Passing	Roll Number
1.	High School(10th)	<input checked="" type="checkbox"/>	CENTRAL BOARD OF SECONDARY EDUCAT..	1976	123165
2.	Intermediate(12th)	<input checked="" type="checkbox"/>	BOARD OF SECONDARY SCHOOL, DELHI	1977	123456

[Submit Detail](#)

आवेदक व्यक्तिगत विवरण भरें
और सबमिट पर क्लिक करें

[Dashboard](#)[Candidate Details](#)[Account Details](#)

Other Details

[Applicant's Dashboard](#) / Other Details[Click To View OTR Number Status](#)[Personal
Details *](#)[Other Personal
Details *](#)[Communication
Details *](#)[Qualification
Details *](#)[Photo and
Signature *](#)[Experience
Details
\(Optional\)](#)[Preview and
Submit](#)

→ नोट : अन्य व्यक्तिगत विवरण में, जो आप से सम्बंधित हो उसमें आप विवरण अंकित कर सकते हैं।
 → Note: In other personal details, which is related to you, you can enter the details.

Other Personal Details (अन्य - व्यक्तिगत विवरण)



Citizenship / Nationality : *

Citizen of India

Home District : *

Marital Status : *

Married

Are you Dependent of Freedom
Fighter?

Yes

Ex. Army /ECO/SSCO/CO Details :-

Select ExArmy/ECO/SSCO/CO : *

Are you ECO(Emergency Comm

Service Duration : *

06 02 01

Retirement Date : *

03/10/2020

Applicant's Physically Handicapped (Divyangjan) Details:-

Are You Physically
Handicapped
(Divyangjan) ? *

Yes

Have you any Physical
Problem (Locomotor
disability or Cerebral
Palasy)? *

Yes 30.23

Are you Blind Or Have
Vision problem? *

Yes 20.36

☐ BLIND [B.]☒ LOW VISION [L.V.]Are you Deaf or Have
hearing problem ? *

No Deaf Percentage

☐ DEAF [D.]☐ HARD OF HEARING [H.H.]Have you any
Neurological Problem ? *

No Neurological Percentage

☐ AUTISM SPECTRUM DISORDER☐ SPECIFIC LEARNING DISABILITY☐ INTELLECTUAL DISABILITY☐ MENTAL ILLNESSHave you Multiple
Disabilities ? *

No

☐ MULTIPLE
DISABILITIES

Sr. No.	PH Category [LOCOMOTOR or CEREBRAL PLASY]	PH Category PH Sub Category
1.	ONE ARM AFFECTED (Right or Left) [OA]	<input type="checkbox"/> OA
2.	ONE LEG AFFECTED (Right or Left) [OL]	<input type="checkbox"/> OL
3.	BOTH ARMS AFFECTED [BA]	<input checked="" type="checkbox"/> BA
4.	BOTH LEGS AFFECTED [BL]	<input type="checkbox"/> BL
5.	ONE ARM AND ONE LEG AFFECTED	<input type="checkbox"/> OLA
6.	CEREBRAL PALSY	<input type="checkbox"/> CP
7.	LEPROSY CURED	<input type="checkbox"/> LC
8.	DWARFISM	<input type="checkbox"/> DF

Skilled/Extra Ordinary Player Details :-

Are You Skilled Player ? : *

Yes

Please Select Level of Player : *

District Level

National Cadet Corps (NCC) Details :-

Are You having NCC ? : *

No

Level of NCC Certificate: *

Please Select...

Government Employment Details :-

Have you served in Government? *

Currently Working

Service Duration : *

14 09 17

Save

आवेदक अन्य विवरण भरें और
सेव बटन पर क्लिक करें

- Dashboard
- Candidate Details
- Account Details

Candidate Communication

Applicant's Dashboard / Candidate Communication

दूरसंचार & पते का विवरण

Click To View OTR Number Status



Personal Details

Other Person Details

Communication Details

Qualification Details

Photo and Signature

Experience Details (Optional)

Preview and Submit

→ नोट : अभ्यर्थी को अपने मूल पते का विवरण और वर्तमान पते का विवरण अंकित कर करना है, जिससे कि भविष्य में किसी भी माध्यम से सूचना को प्रेषित किया जा सकता है।
→ Note: The candidate has to enter his permanent address details and present address details, so that the information can be sent in future through any medium.

E-Communication Details

Mobile No :
(*****2435)

Email id :
(aa*****@gmail.com)

Alternate Mobile No :
XXXXXXXXXX

Alternate Email ID :
abc@xyz.com

Permanent Address Details

C/O Name (Maximum 50 characters including space):
kjakdfj

Address Line 1 (Maximum 200 characters including space):
jjkj

Address Line 2 (Maximum 200 characters including space):
Enter Address Line 2

State Name : *

District Name : *

Tehsil : *

Select : *
☐ Urban ☒ Rural

Rural - Please fill the following information.

Block Name : *
Other Block Name
dfdf

Nyay/Gram Panchayat (Maximum 30 characters including space):
dfadf

Village Name : *
Other Village Name
adfdf df dfadfdf fdafda fdfa df

Police Station : *
Other Police Station
adfd

House Number (Maximum 50 characters including space):
dfdf

Street Number/Post Office (Maximum 50 characters including space):
Enter Street No./PO

Pin Code (Maximum 6 characters including space):
*
123000

Correspondance Mailing Address Details

Same As Permanent Address

C/O Name (Maximum 50 characters including space):
dfd

Address Line 1 (Maximum 200 characters including space):
adfd

Address Line 2 (Maximum 200 characters including space):
dfdf

State Name : *

District Name : *

Tehsil : *
Other Tehsil
sfgfg fg fg g gfg

Select : *
☒ Urban ☐ Rural

Urban - Please fill the following information.

Nagar Panchayat/Palika (Maximum 30 characters including space):
Nagar Panchayat/Palika

Ward Name (Maximum 30 characters including space):
Ward Name

Mohalla Name (Maximum 50 characters including space):
Enter Mohalla

Police Station : *
Other Police Station
segs

House Number (Maximum 50 characters including space):
adf

Street Number/Post Office (Maximum 50 characters including space):
Enter Street No./PO

Pin Code (Maximum 6 characters including space):
*
123123

आवेदक संपर्क विवरण भरें और सबमिट पर क्लिक करें



Submit Detail



- [Dashboard](#)
- [Candidate Details](#)
- [Account Details](#)

Academic Details

[Applicant's Dashboard](#) / Academic Details

[Click To View OTR Number Status](#)



[Personal Details *](#)



[Other Person Details *](#)



[Communication Details *](#)



[Qualification Details *](#)



[Photo and Signature *](#)



[Experience Details \(Optional\) *](#)

[Preview and Submit](#)



→ नोट : केवल हाईस्कूल परीक्षा का विवरण अंकित करना अनिवार्य है, अन्य शैक्षणिक विवरण वैकल्पिक है, यदि अभ्यर्थी अन्य शैक्षणिक योग्यता धारित करता है तो उसका विवरण अंकित कर सकता है।।

→ Note: It is mandatory to enter only the details of high school examination, other educational details are optional, if the candidate possesses other educational qualification, then its details can be entered.

[View complete list of Academic Qualification](#)

View complete list of

Qualification Details



Academic Qualification

Professional Qualification

Vocational Qualification

Qualification Level: *

Please Select...

Board/University Name: *

Please Select...

Year of Passing: *

Please Select...

Obtained Mark *

Obtained Marks

Roll Number (Max. 50 characters): *

Roll Number

Qualification Stream: *

Please Select...

College/School Name (Max. 150 characters):

College/School Name

Course Duration(In Year) *

Please Select...

Maximum Mark *

Total Marks

Marksheet/Certificate No. (Max. 20 characters):

Marksheet/Certificate Number

Qualification Course: *

Please Select...

College/School Address (Max. 150 characters):

College/School Address

Date of Completion:

Date of Completion

Percentage *

Percentage

Remarks (Max. 150 characters):

Remarks if any

Qualification Grade: *

Please Select...

Year of Admission: *

Please Select...

Evaluation Type: *

Please Select...

Division: *

Please Select...

[+ Save Qualification](#)

[Reset Values](#)

	S.No.	Qualification Name	Board/University College Name	Evaluation/Mark Details	Year of Admission - Passing Roll Number Certificate Details	Subject Details
	1	High School - Arts	BHAR SCHOOL EXAMINATION BOARD ASAD	Percentage NA NA 41.25	1998 - 1998 12121	Add/View
	2	Bachelor of Law	ACHARYA N.G. BANGA AGRICULTURAL UNIVERSITY, RAJENDRANAGAR, HYDERABAD- 500030, TELANGANA. (STATE UNIVERSITY)	CGPA 10 na	1991 - 2008 1232133213213232	Add/View

आवेदक शैक्षणिक / प्रोफेशनल / वोकेशनल योग्यता भरकर
सेव क्वालिफिकेशन बटन पर पर क्लिक करें
फिर अगला जोड़ने के लिए ऐड/व्यू पर क्लिक करें


+ [Dashboard](#)+ [Candidate Details](#)+ [Account Details](#)

Photo And Signature

[Applicant's Dashboard](#) / Photo And Signature[Click To View OTR Number Status](#)[Personal
Details *](#)[Other Person
Details *](#)[Communicatio
Details *](#)[Qualification
Details *](#)[Photo and
Signature *](#)[Experience
Details
\(Optional\)](#)[Preview and
Submit](#)

→ नोट : आवेदकों को अपनी नवीनतम फोटोग्राफ स्पष्ट पृष्ठभूमि के साथ और पठनीय हस्ताक्षर अपलोड करना है।


→ Applicants have to upload their latest photograph with clear background and legible signature.

**Upload Latest Colored Scanned Photo And Signature
In Image File (.Jpg, .Jpeg, .Png)****Guidelines for uploading photo with signature**

आवेदक अपना फोटो और हस्ताक्षर यहां बटन पर
क्लिक करके अपलोड कर सकते हैं

Help/Notes :

- अभ्यर्थी स्वयं अपनी हस्तलिपि में अपना पूरा नाम (पठनीय) हिन्दी में लिखें व अपने नाम के ऊपर हस्ताक्षर करके उसकी प्रतिलिपि स्कैन करके अपलोड करें
- Candidates should write their full name (readable) in Hindi in their own handwriting and sign their name and scan and upload the copy.

Sample Image For Uploading Signature With Full Name:**Signature image uploaded successfully...**

[Dashboard](#)[Candidate Details](#)[Account Details](#)

Experience Details

[Applicant's Dashboard](#) / Experience Details[Click To View OTR Number Status](#)[Personal
Details *](#)[Other Person
Details *](#)[Communication
Details *](#)[Qualification
Details *](#)[Photo and
Signature *](#)[Experience
Details
\(Optional\)](#)[Preview and
Submit](#)

→ नोट : कार्य अनुभव अंकित करना आवश्यक नहीं है, यदि आपके पास कोई कार्य अनुभव है तो उसका विवरण दर्ज कर सकते हैं।

→ Note: It is not necessary to mention the work experience, if you have any work experience then you can enter the details.

Employer Details (नियोक्ता का विवरण) -



Type of Employer : *

Please Select...

Name and Address (Max. 200 characters): *

NAME AND ADDRESS

Organization Contact No: (Max. 11 characters) *

Contact No

Organization Mobile No (Max. 10 characters). *

Mobile No

Organization E-Mail ID (Max. 50 characters): *

abc@xyz.com

Any Website/URL (Max. 200 characters):

http://abcd.com/xyz

Name of Authorised Person (Max. 40 characters): *

Name of Authorised Person

Authorised Person Designation (Max. 40 characters): *

Authorised Person Designation

Employee Details (कर्मचारी का विवरण) -



Designation: *

DESIGNATION

Grade Pay:

GRADE PAY

Basic Salary:

BASIC SALARY

Gross Salary:

GROSS SALARY

Nature of Work/Job Type:

Please Select...

Date of Joining: *

dd/MMM/yyyy

Date of leaving: *

dd/MMM/yyyy

☐ Till Date

Nature of Appointment: *

Please Select...

Place of Work:

Place of work

Reason for Leaving: *

Reason for Leaving

आवेदक अनुभव विवरण भरें सेव करें एवं एडिट एक्शन पर क्लिक करें

Save

Total Experience : 9 years, 9 months, 4 days

S.No. क्र.सं.	Employer Details संस्था का विवरण	Job Details	Experience Details	Action
1	Employer Name : asds	Designation : dfdf	Experience : 2 years, 7 months, 16 days	
2	Employer Name : sfgdfg	Designation : adfaf	Experience : 7 years, 2 months, 19 days	



- Dashboard
- Candidate Details
- Account Details

Applicant's Complete Details

Applicant's Dashboard / Applicant's Complete Details

[Click To View OTR Number Status](#)Personal
Details *Other Person
Details *Communicatio
Details *Qualification
Details *Photo and
Signature *Experience
Details
(Optional)Preview and
Submit

→ नोट : अभ्यर्थी भरे हुए विवरण का पूर्वावलोकन करने के उपरांत फाइनल सबमिट करके प्रिंटआउट निकाल कर अपने पास सुरक्षित रख लें।
→ Note: After previewing the filled details, submitting the final, take out the printout and keep it safe with you.

Applicant's Complete Details

[Click Here To Print](#)

Uttar Pradesh Public Service Commission (U.P.P.S.C.)

OTR (One Time Registration)

Applicant Personal Details

Email ID :	(aa*****@gmail.com)	Mobile Number:	(*****2435)
Applicant's First Name :	AA	Applicant's Middle Name :	
Applicant's Last Name :	SINGH	Gender :	Female
DOB :	05/07/1996	Father's First Name :	RAMESHWAR

Declaration :-



मैं एतद्वारा घोषणा करता/करती हूँ कि मैंने अपने द्वारा अंकित की गयी समस्त सूचनाओं को भलीभांति जाँच लिया है और मैं इसके सभी नियम और शर्तों को स्वीकार करता/करती हूँ।

I hereby declare that I have thoroughly checked all the information entered by me and I accept all its terms and conditions.



मैं एतद्वारा घोषणा करता/करती हूँ कि इस आवेदन में की गई सभी प्रविष्टियाँ/विवरण मेरी जानकारी और विश्वास के अनुसार सत्य, पूर्ण और सही हैं।

I hereby declare that all the entries/statements made in this application are true, complete and correct to the best of my knowledge and belief.



मैं एतद्वारा घोषणा करता/करती हूँ कि निर्धारित सभी शैक्षणिक/अन्य पात्रता मानदंडों को पूरा करता/करती हूँ। मैं अवगत हूँ कि मेरे द्वारा प्रस्तुत की गई कोई भी जानकारी गलत/असत्य पाये जाने की दशा में मेरा अभ्यर्ण आयोग द्वारा निरस्त कर दिया जाएगा।

I hereby declare that I fulfill all the prescribed educational/ other eligibility criteria. I am aware that in case any information furnished by me is found to be incorrect/false, my candidature will be canceled by the Commission.

Finally Submit

Edit/Modification

Close

आवेदक अपना
विवरण
संपादित/संशोधित
कर सकते हैं और
फाइनली सबमिट
बटन पर क्लिक
करके सबमिट कर
सकते हैं

 [Click To View OTR Number Status](#)

OTR Number Status:

GENERATED

OTR Number: 000000000000

Close

→ नोट : अभ्यर्थी भरे हुए विवरण का पूर्वावलोकन करने के उपरांत फाइनल सबमिट करके प्रिंटआउट निकाल कर अपने पास सुरक्षित रख लें।
→ Note: After previewing the filled details, submitting the final, take out the printout and keep it safe with you.

Applicant's Complete Details

Uttar Pradesh Public Service Commission (U.P.P.S.C.)

OTR (One Time Registration)

Applicant Personal Details			
Email ID :	(aa*****@gmail.com)	Mobile Number:	(*****2435)
Applicant's First Name :	AA	Applicant's Middle Name :	
Applicant's Last Name :	SINGH	Gender :	Female
DOB :	05/07/1996	Father's First Name :	RAMESHWAR
F th ' Middl N		F th ' L t N	SINGH

Declaration :-



मैं एतद्वारा घोषणा करता/करती हूँ कि मैंने अपने द्वारा अंकित की गयी समस्त सूचनाओं को भलीभाँति जाँच लिया है और मैं इसके सभी नियम और शर्तों को स्वीकार करता/करती हूँ।

I hereby declare that I have thoroughly checked all the information entered by me and I accept all its terms and conditions.



मैं एतद्वारा घोषणा करता/करती हूँ कि इस आवेदन में की गई सभी प्रविष्टियां/विवरण मेरी जानकारी और विश्वास के अनुसार सत्य, पूर्ण और सही हैं।

I hereby declare that all the entries/statements made in this application are true, complete and correct to the best of my knowledge and belief.



मैं एतद्वारा घोषणा करता/करती हूँ कि निर्धारित सभी शैक्षणिक/अन्य पात्रता मानदंडों को पूरा करता/करती हूँ। मैं अवगत हूँ कि मेरे द्वारा प्रस्तुत की गई कोई भी जानकारी गलत/असत्य पाये जाने की दशा में मेरा अभ्यर्थन आयोग द्वारा निरस्त कर दिया जाएगा।

I hereby declare that I fulfill all the prescribed educational/ other eligibility criteria. I am aware that in case any information furnished by me is found to be incorrect/false, my candidature will be canceled by the Commission.

[+ Dashboard](#)[+ Candidate Details](#)[+ Account Details](#)[○ Change Password](#)[○ Verification of Email ID & Mobile Number](#)

Change Password

[Home](#) / [Change Password](#)

Change Password

Name: A11111

11111

Type Old Password*

Type Old Password

Type New Password *

Type New Password

Retype New Password *

Retype New Password

Verification Captcha Code*

Captcha

V4WQQC

Submit

Cancel


Decline/Logout


आवेदक यहां क्लिक करके
अपना पासवर्ड बदल सकते हैं

Password Policy :



Password must contains at least one digit, one lower case letter, one uppercase letter, one special character like @ # \$ % ^ & + = and its length between 8 and 15 characters.


Applicant OTR Slip


 **OTR Service**





Current Login Date & Time : 08-09-2022 17:41:48

  PARAS ▾

 Dashboard


 Candidate Details

 Account Details

 Print OTR Slip

OTR Slip

[Dashboard](#) / [OTR Slip](#)

OTR Slip Current Status Is: Accepted 

Print OTR Slip

OTR Slip

Applicant's Personal Details



OTR Number	:	71XXXXXXXXXX	Applicant's Name	:	P.XXXXXXXXXXXXX TI
Email ID	:	(pa*****@gmail.com)	Mobile Number	:	(*5938)
DOB	:	01/02/1984	Gender	:	Male
Domicile State	:	UTTAR PRADESH	Category	:	OBC
Verification Status	:	NA			

Applicant's Father's Name

First Name : PRXXXXXXXXXX	Middle Name : PRASAD	Last Name : PXXXXXXXXXXXX
---------------------------	----------------------	---------------------------

Applicant's Mother's Name

First Name : SHXXXXXXXXXX	Middle Name : PXXXXXXXXXXXX	Last Name : PXXXXXXXXXXXX
---------------------------	-----------------------------	---------------------------



* 7 XXXXXXXXXXXXXXXXXXXXXXX *

Copyright ©2022 - IT Solution powered by [National Informatics Center](#), Uttar Pradesh State Unit.